




ELEANOR N. DANA CANCER CENTER
Annual Report 2015







We are pleased to present the UT Health Eleanor N. Dana Cancer Center annual report for 2015. This report provides not only an overview of our treatment options and community activities, but most importantly, insight regarding the extent to which we help so many cancer patients and their families each year.

In 2015, the Eleanor N. Dana Cancer Center was awarded the Outstanding Achievement Award from the American College of Surgeons' Commission on Cancer (CoC). This award recognizes cancer programs that achieve excellence in providing quality care to patients. As a CoC-designated cancer center of excellence, we were also awarded a three-year commendation for our Teaching Hospital Cancer Program. That means we've met the CoC requirements for a medical school, we offer a full range of diagnostic and treatment services on our campus, and we train residents in multiple disciplines.

Every day, our research team is working diligently to find a cure for cancer. Until we have a cure, we're here to help our patients manage their cancer, their treatment and the often-profound effects this disease has on their lives. With our relentless team, we're beating back cancer a little more each day to provide the highest level of diagnostic, treatment and support in the region.

Prabir K. Chaudhuri, MD

Medical Director, Eleanor N. Dana Cancer Center
UT Health

Krishna Reddy, MD, PhD

Cancer Committee Chair,
Eleanor N. Dana Cancer Center
UT Health



WHY CHOOSE THE ELEANOR N. DANA CANCER CENTER?

ONE TEAM. ONE PLACE.

To help our patients in northwest Ohio and beyond, UT Health established the Eleanor N. Dana Cancer Center in 2013. The center consolidates cancer diagnostics and treatment in a single, convenient location on The University of Toledo's Health Science Campus, exemplifying our mission of improving the human condition.

ONE PLAN, ONE FOCUS

Cancer comprises a group of diseases that require treatment from multiple disciplines and specialists. At the Cancer Center, we believe in using a collaborative approach to help our patients heal. Our philosophy is simple: patient care is improved when all specialists needed to treat a particular type of cancer are on one team in one location. From initial visits and consultations, through lab work and treatment, on into recovery, our patients are cared for by our team of specialists, who work together in our center of excellence.

DIAGNOSTIC RADIOLOGY

Radiology is essential for diagnosing many types of cancer.

The Department of Radiology at the Eleanor N. Dana Cancer Center is equipped with the latest technology, including a leading-edge digital X-ray suite, digital mammography, stereotactic breast biopsy, ultrasound with on-site ultrasound biopsies and a PET/CT simulator. The Philips PET/CT is the only permanently installed, large-bore PET/CT scanner in the greater Toledo area. "Large-bore" means there's a spacious area for patients to rest comfortably during the procedure — so this scanner is designed with patient comfort in mind.

MRI scanning is another powerful tool for diagnosing various cancers. Our 3.0T MRI Vibrant technology is optimal for patients who have dense breasts, implants, or are at high risk for developing breast cancer. The mammography program at the Cancer Center is accredited by the Food and Drug Administration and the American College of Radiology, and adheres to Mammography Quality Standards Act (MQSA) requirements.

PATHOLOGY

Our pathologists are key to diagnosing cancer and determining its stage, and have years of experience in diagnosing and classifying numerous types of tumors.

Using laboratory tests like microscopic examinations, our oncologists determine whether a tumor is benign or cancerous. They collaborate with other members of the Center's multidisciplinary care team on the various findings outlined in the pathology report. With the information they provide about the molecular and genetic structure of cancerous tumors, other team members can determine whether certain chemotherapies, genomic therapies, hormone treatments or other treatments would be effective in various cases.

CANCER CONFERENCES

UT Health's cancer program, under the direction of the Cancer Committee, hosts 10 cancer conferences per month with multidisciplinary attendance. These include weekly tumor board grand rounds and lung, urology and brain/CNS bi-weekly conferences. Most cases are presented prospectively. These discussions serve to facilitate treatment planning and provide oversight in optimal, evidence-based treatment and supportive care — including palliative care, research, genetics and other continuum of care services — to cancer patients.

ONCOLOGY PHARMACIST

The role of a clinical oncology pharmacist is to make interventions on chemotherapy orders, including the addition of supportive medications and laboratory values for medication monitoring and dose modifications. Our pharmacist works with attending physicians to ensure patients receive the most appropriate pharmaceutical therapy. Patients also may receive one-on-one counseling regarding chemotherapy drugs, home medications and other medications related to their cancer care.





CUTTING-EDGE TREATMENTS

We're at the forefront of some of the most sophisticated diagnostic and treatment methods in the world.

OUR EDGE

Our Edge radiosurgery treatment could be called a procedure on the cutting edge — except this is a surgery without a scalpel. The Eleanor N. Dana Cancer Center was one of the first oncology programs in the country, and is currently the only cancer center in northwest Ohio, to offer the Varian Edge™ radiosurgery system. These treatments are the most precise, non-invasive option for patients with small tumors in the lung, liver, brain and spine, as well as cancers that have spread. Edge's high-dose radiation is tailored to each patient's specific condition, with a goal of obliterating the cancer or making it a chronic, manageable disease, like diabetes or high blood pressure.

TRUBEAM TECHNOLOGY

Our Varian TruBeam™ linear accelerator combines imaging, radiation and speed to target tumors. The TruBeam equipment rotates around your body to deliver radiation therapy from nearly any angle and provide real-time imaging to guide your doctor in directing higher doses with greater accuracy. At the same time, TruBeam's respiratory management technology gives your doctor the ability to synchronize radiation delivery with the pattern of your breathing.

CARDIO-ONCOLOGY CLINIC

Our Cardio-Oncology Clinic focused on the heart health of cancer survivors. In 2015, the Cancer Center hosted the clinic to assist patients in continuing their chemotherapy and radiation care, while minimizing the potential for negative impact on their hearts. Jodi L. Tinkel, MD, professor of cardiovascular medicine and cardio-oncology specialist, consulted with patients already experiencing cardiac problems due to previous chemotherapy treatments.

CLINICAL TRIALS

As a teaching, research and medical institution, The University of Toledo Medical Center is home to physicians, scientists and students who work continuously to discover new ways of guiding cancer patients through clinical trials.

These trials can introduce treatment options and help us learn more about cancer as a whole. Here at the Eleanor N. Dana Cancer Center, we work closely with the National Cancer Institute through the University Hospital's Seidman Cancer Center at Case Western Reserve University to identify clinical trials investigating various cancers, including those of the pancreas, breast, prostate, kidney, brain and skin.

INTEGRATIVE THERAPIES

The Eleanor N. Dana Cancer Center provides massage and other integrative therapies during our patients' infusion treatments. This service is supported through UT Health's partnership with the Victory Center, a privately funded organization that offers free services to cancer patients. Hand, foot, and shoulder massages are available free of charge to our patients.

Research has shown that pet therapy affords many benefits, including lowering blood pressure, decreasing pain, lessening anxiety and easing depression. Our therapy dog, Porshia, visits the infusion center each Wednesday afternoon, assisting patients with physical and emotional needs — and bringing smiles to friends, family and staff as well.





Into Survivorship

Even after treatment is complete, it's natural for patients to have questions. Our Cancer Center team coordinates patients' transitions from our center to their primary care physicians, discusses follow-up care and is a valuable resource for questions and concerns.

UT HEALTH CANCER SURVIVORSHIP PROGRAM

Our survivorship program is devoted to helping cancer survivors understand how to reduce their risk of recurrence, cope with emotional and physical effects of cancer and its treatment, and define what is important to them as they resume life after cancer.

As a part of the Eleanor N. Dana Cancer Center's survivorship program, each patient has an opportunity meet with a nurse practitioner to review his or her individual treatment summary, to review plans for follow-up care, and to discuss how to take an active role in their health and well-being. The survivorship consultation provides patients a chance to ask questions, share concerns, set personal goals for a healthy future, and discuss the journey to wellness with a trained medical professional.

The goal of each consultation is to:

- ◇ Summarize a patient's treatment details; chemotherapy and/or radiation dosage.
- ◇ Identify needs for resources and support.
- ◇ Promote a healthy lifestyle during and after cancer treatment.
- ◇ Encourage coordination of care between a patient's oncologist and primary care provider. (Follow-up plan documents provide information about treatment and future observation to PCPs.)

THE CENTER FOR HEALTH AND SUCCESSFUL LIVING

The Center for Health and Successful Living is a collaborative venture between different departments at The University of Toledo. The center features a novel design that blends research opportunities for faculty members, educational experiences for students, volunteer opportunities for survivors of chronic illnesses, service opportunities for community members and the provision of customized services to cancer survivors.

In conjunction with the Center for Successful Aging and Rocket Wellness, the Center for Health and Successful Living offers a variety of multidisciplinary services for cancer survivors, including:

- ◇ Counseling and support groups
- ◇ Social work services
- ◇ Customized exercise programs
- ◇ Physical and occupational therapy
- ◇ Nutrition counseling
- ◇ Legal services
- ◇ Smoking cessation services and support
- ◇ Health and wellness counseling
- ◇ Book club

To learn more about the Center, visit utoledo.edu/centers/chsl, email chsl@utoledo.edu, or call 419.530.5199.





Support for Our Patients

NAVIGATING CANCER'S COSTS

In addition to helping patients understand their medical coverage for radiation and/or chemotherapy, the Eleanor N. Dana Cancer Center's financial navigator assists patients with enrollment in not-for-profit foundations and in pharmaceutical company programs, when applicable, for financial assistance. Not-for-profit foundations help Medicare and under-insured patients with out-of-pocket expenses; however, guidelines and availability vary by foundation.

The financial navigator works with patients to ensure applications are completed in their entirety and physician signatures are obtained, when required. The navigator also serves as a liaison with other resources, such as a financial assistance program through UT Health; Chamberlin Edmonds and Associates, an organization that helps patients enroll in marketplace insurance plans, Medicaid and Social Security; and Nightingales Harvest Food Pantry, a local organization available only to cancer patients.

RENÉE'S SURVIVOR SHOP

Renée's Survivor Shop is a unique resource, not only for our own patients, but for other area cancer survivors as well. Conveniently located within the Eleanor N. Dana Cancer Center, the shop provides a wide selection of products helpful to those in treatment and recovery, including:

- ◇ Mastectomy products
- ◇ Chemotherapy- and radiation-related items
- ◇ Wigs and head coverings
- ◇ Cancer awareness items
- ◇ Lymphedema-related products

... as well as custom fitting of garments and prosthetics by experienced, caring professionals in a positive and encouraging environment.

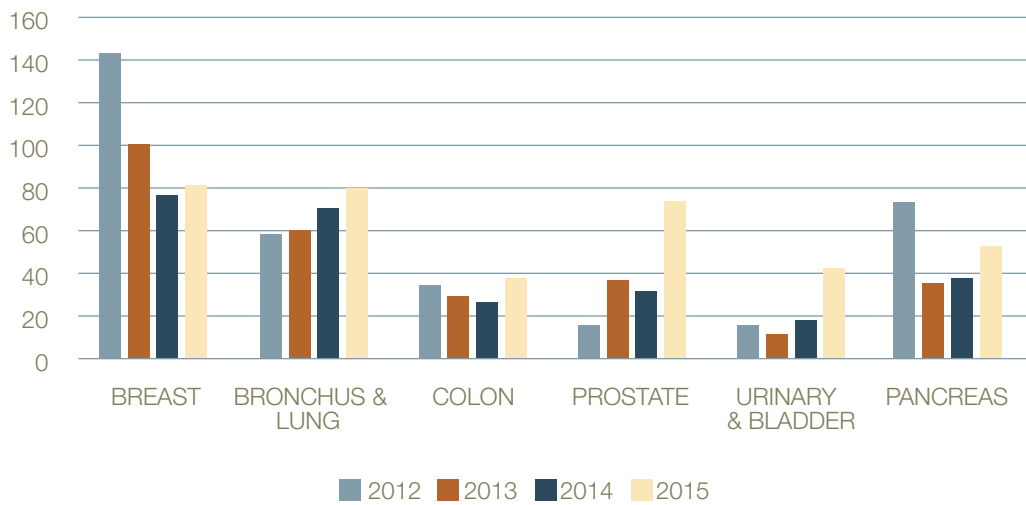




BY THE NUMBERS

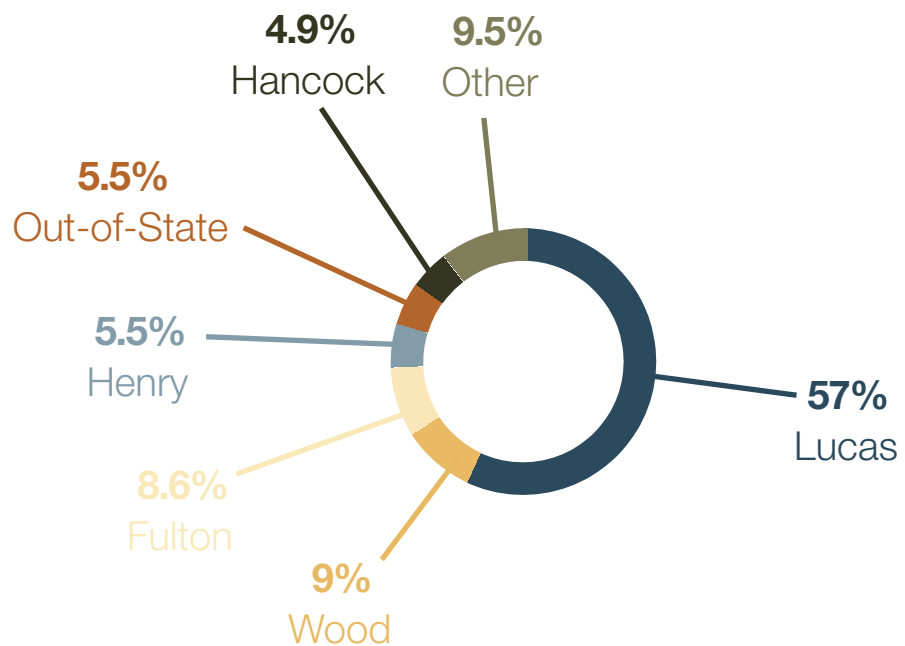
TOP CANCER SITES

2012-2015



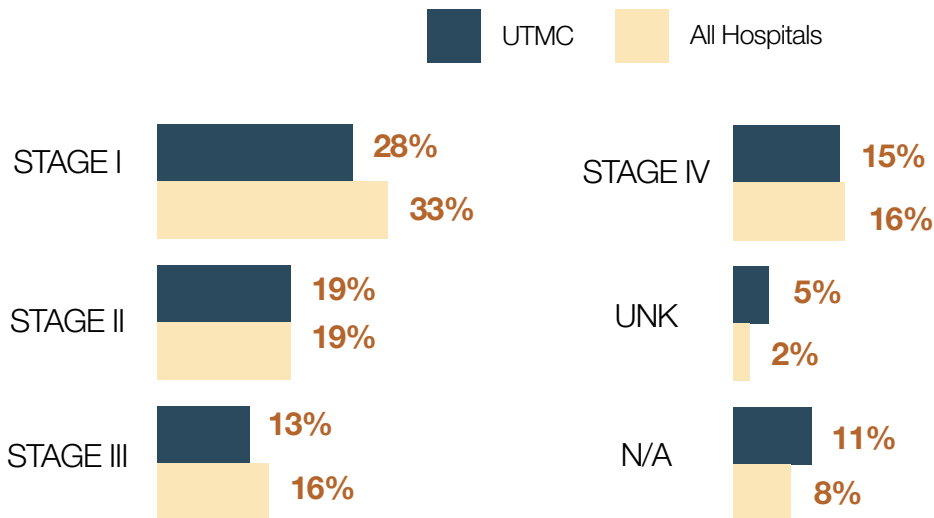
PATIENT ORIGIN

by County



STAGE OF CANCER DIAGNOSED

2004-2013



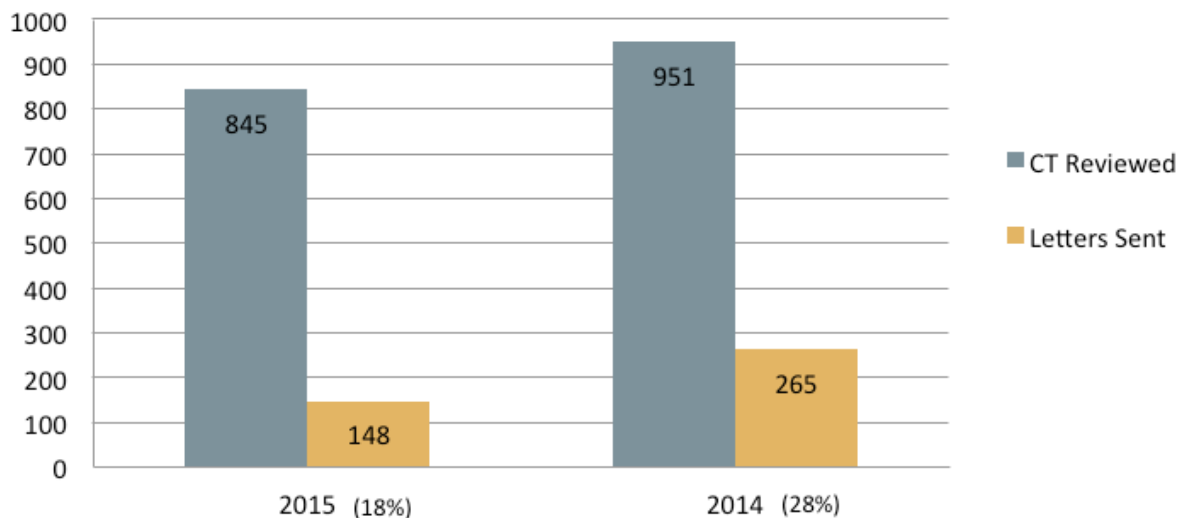
LUNG NODULE CLINIC

2014-2015



All chest CTs performed at The University of Toledo Medical Center, regardless of their diagnostic purpose, are reviewed by a lung cancer navigator. If a nodule is found, the lung nodule clinic sends a letter to the ordering physician to recommend a consult with the clinic. Our team integrates the patient's clinical evaluation (including cancer risk profile) with the imaging results, generating an evidence-based recommendation on how best to monitor, evaluate, and treat each pulmonary nodule.

This graph below shows CTs reviewed in 2014 and 2015, and the number of letters sent recommending follow-up testing.





COMMUNITY OUTREACH

At the Eleanor N. Dana Cancer Center, we see the effects of cancer first-hand. Our efforts to defeat it don't stop when we step outside our facility. Below are several initiatives, partnerships and events to which we've lent a hand to keep cancer on the forefront of awareness, even as we seek to obliterate it.

FIRST ANNUAL CANCER SURVIVORSHIP CELEBRATION

During this inaugural event, the Cancer Center offered free skin screenings to 21 participants, with recommendations for follow-up given to five participants.

LUNG CANCER SCREENS

Without early detection, more than 95 percent of lung cancer patients eventually die from the disease, usually within a few years of diagnosis. Annual screening of high-risk patients with low-dose CT scans can detect lung malignancies in their earliest stages. In 2015, 40 low-dose CT screenings were performed at The University of Toledo Medical Center. Five percent of those screened were diagnosed and treated for lung cancer at the Eleanor N. Dana Cancer Center.

FOOD BANK SUPPORT

Cancer Center staff collected more than 430 pounds of food and supplies in August 2015 for donation to Nightingale's Harvest Food Bank, a local, non-profit organization that provides free food and hygiene products to cancer patients and their families.

FREE MAMMOGRAMS

The Cancer Center offered free mammograms in April 2015. Twelve patients were screened, with no malignancies detected.

PATIENT FITNESS

Through a partnership with LIVESTRONG, a free, 12-week program for cancer survivors was offered at the South YMCA/Morse Fitness Center on The University of Toledo Medical Center.

SUPPORTING RESEARCH AND AWARENESS

UT sponsored or participated in numerous cancer-related community events in 2015. Among them were:

A Different Shade of Pink – program presenter for triple negative breast cancer patients/guests

Making Strides Against Breast Cancer Walk – flagship sponsor and team

Ellen Jackson Ovarian Cancer Walk – sponsor and host

Susan G. Komen Race for the Cure – sponsor, numerous teams

Light the Night Walk for Leukemia and Lymphoma – team

Get it Glowing Lung Cancer Awareness Run – host

Relay for Life – host and team collaborations; surpassed goal of \$55,000

ROAD TO RECOVERY

The Eleanor N. Dana Cancer Center was a pilot participant with the American Cancer Society in the Road to Recovery program. The program was created to assist patients with transportation to cancer treatment, in response to the 2013-14 Lucas County Community Health Assessment finding that five percent of area adults could not obtain cancer care due to lack of transportation. The University of Toledo Medical Center received an Outstanding Support Award for its efforts in helping 32 patients receive 283 transports.

BREAST CANCER SURVIVORSHIP CONFERENCE

The Eleanor N. Dana Cancer Center co-hosted a breast cancer survivorship conference with UT's Center for Health and Successful Living and the Lucas County Breast Health Coalition. Five Cancer Center employees developed educational materials about breast cancer genetics and community breast cancer support services.





EDUCATION

- ◇ Through the Cancer Center's Tie One On lecture series, UT offered several events to further education and awareness of cancer within the medical community and the public.
Speaker and topics in the 2015 series included:
 - Dr. Arunkumar Baskara – colon cancer
 - Dr. Samay Jain – prostate cancer
 - Dr. Helen Mabry – breast cancer
 - Dr. Iman Mohamed – lymphedema
 - Dr. Krishna Reddy – radiation oncology
 - Dr. Jason Schroeder – brain tumors
 - Dr. James Willey – lung cancer and lung cancer screens

- ◇ A continuing medical education program about multiple myeloma was held at The University of Toledo Medical Center in January 2015.

- ◇ Several “health-check” educational videos were produced to promote supplemental treatments, including essential oils, pet therapy and lymphedema.



UT CANCER LUMINARIES IN THE NEWS

Researcher receives Leadership Award



William Maltese, PhD

For his excellence in research productivity and funding, and leadership in mentoring faculty, post-doctoral students and graduate students, Dr. William Maltese, PhD, received the 2015 Dean's Award for Research Excellence from The University of Toledo College of Medicine and Life Sciences. Dr. Maltese has been awarded 23 R01 grants from the National Institutes of Health, including a R01 that was funded for 23 consecutive years, an amazing accomplishment in the current research environment. He has authored 78 peer-reviewed articles published in high-profile medical journals, with more than 2,000 citations accumulated over his career, indicating the strength of his work among peers. Dr. Maltese was also named as a standing member of study section (NIH Molecular Cancer Pathobiology), clearly indicating the high regard in which he is held by his peers.

Internationally-recognized Fellowship awarded



Ishmael Parsai, MD

With an already-extensive docket of achievements, Dr. Ishmael Parsai, MD, can now add Fellow of the International Organization for Medical Physics to his list. This recognition is given by an honoree committee comprised of medical physicist professionals from around the world. It recognizes outstanding medical physicists who have made significant contributions to their field and to the International Organization for Medical Physics, as well as its regional organizations worldwide, over a significant period of time. Dr. Parsai also is a Fellow of the American Association of Physicists in Medicine and the first U.S. scientist to become a Fellow of the American College of Radiation Oncology.

Researcher discovers potential new treatment for brain cancer



Kathryn Eisenmann, PhD

A University of Toledo scientist has discovered a potential means of stopping the spread of the most lethal brain cancer, glioblastoma multiforme (GBM). Dr. Kathryn Eisenmann, PhD, assistant professor of biochemistry and cancer biology, worked with Van Andel Research Institute on a study published online in September 2015 by the American Society of Cell Biology in the journal *Molecular Biology of the Cell*. The next step, with the assistance of a \$75,000 grant from UT's Interdisciplinary Research Initiation Award, is to evaluate the effectiveness of this new strategy in pre-clinical models, a crucial move in translating the discovery to medical and patient communities.

A University of Toledo scientist has discovered a potential means of stopping the spread of the most lethal brain cancer, glioblastoma multiforme (GBM). Dr. Kathryn Eisenmann, PhD, assistant professor of biochemistry and cancer biology, worked with Van Andel Research Institute on a study published online in September 2015 by the American Society of Cell Biology in the journal *Molecular Biology of the Cell*. The next step, with the assistance of a



2015 Eleanor N. Dana Cancer Center Providers



Prabir Chaudhuri, MD
Surgical Oncology



Changhu Chen, MD
Radiation Oncology



David Heidt, MD
General Surgery



Samay Jain, MD
Urology




Juan Jaume, MD
Endocrinology



Heather Klepacz, MD
Breast Surgery



Krishna Reddy, MD, PhD
Radiation Oncology



Jason Schroeder, MD
Neurosurgery



Roland Skeel, MD
Medical Oncology



Cherian Verghese, MD
Medical Oncology /
Hematology



James Willey, MD
Pulmonary Medicine



Jodi McClain, MSN, CNP
Medical Oncology

2015 Cancer Committee

The Cancer Committee is a professional body that meets quarterly to plan, assess and implement all cancer-related programs and activities. These programs include specialty clinics, support services, genetic counseling, cancer nutrition and rehabilitation services, research, education, outreach, prevention and survivorship. The committee is responsible for continuous quality management of UT Health's oncology services. Membership is interdisciplinary and includes physicians, nurses, ancillary staff, managers and community members. The committee's goals are to ensure that the UT Health cancer program provides interdisciplinary, evidence-based care to patients receiving treatment; to deliver the best care using state-of-the-art technology and specially-trained staff; to improve survival and outcomes to enhance the quality of life for cancer patients, regardless of diagnosis; to analyze outcomes and disseminate results of the analysis; and to ensure the American College of Surgeons requirements for accreditation are met.

2015 Cancer Committee members

Krishna Reddy, Radiation Oncology
Chair and Quality Management Coordinator

Jason Schroeder, Neurosurgery
Cancer Liaison Physician

Roland Skeel, Medical Oncology
Cancer Conference Coordinator

Jan Tipton, Oncology Nursing
Clinical Outreach Coordinator

Kathryn Chisholm, Social Work
Psychosocial Services Coordinator

Stephanie Smiddy, Clinical Research
Clinical Research Coordinator

Colette Gaba, Genetics Research
Genetics Coordinator

Carrie Andrews, Cancer Registry
Quality Control of Oncology Data Coordinator

Janea Castiglione-Carter, Cancer Registry
Prabir Chaudhuri, Surgery
Dan Deeter, Pastoral Care
Haitham Elsamaloty, Radiology
Michelle Giovanoli, Radiation Oncology
Heather Kosier, Cancer Registry
Chris Kosinski, Oncology Nursing
Helen Mabry, Breast Surgery
Kristi Mason, Dietitian
Jodi McClain, Medical Oncology
Iman Mohamed, Medical Oncology
Corey Overmyer, Rehabilitation Services
Allen Seifert, Administration
Cherian Verghese, Medical Oncology
Cara Gatto-Weis, Pathology

The Cancer Center offers special thanks to Aciya Alheleal, student writer, for her contributions to this report.





To provide the highest level of patient care in a university setting is no less than what we expect from the Eleanor N. Dana Cancer Center.

We are uniquely positioned to provide exceptional diagnostic, treatment and support services while facilitating innovative research and serving as the training ground for future generations of specialists and scientists.



The University of Toledo

Health Science Campus

Eleanor N. Dana Cancer Center

1325 Conference Drive

419.383.6644



HEALTH
THE UNIVERSITY
OF TOLEDO

**The Eleanor N. Dana
Cancer Center**